

FORM NO. MGT-7

[Pursuant to sub-Section(1) of section 92 of the Companies Act, 2013 and sub-rule (1) of rule 11of the Companies (Management and Administration) Rules, 2014]



Annual Return

(other than OPCs and Small Companies)

Form language ☒ English ☐ Hindi

Refer the instruction kit for filing the form.

I. REGISTRATION AND OTHER DETAILS

(i) * Corporate Identification Number (CIN) of the company

L15499RJ1995PLC010856

Pre-fill

Global Location Number (GLN) of the company

* Permanent Account Number (PAN) of the company

AAICS1030P

(ii) (a) Name of the company

BIKAJI FOODS INTERNATIONAL

(b) Registered office address

F 196 -199, F 178 & E 188 BICHHWAL IND. AREA, NA
BIKANER
Rajasthan
334006
India

(c) *e-mail ID of the company

cs@bikaji.com

(d) *Telephone number with STD code

01512250350

(e) Website

www.bikaji.com

(iii) Date of Incorporation

06/10/1995

(iv)	Type of the Company	Category of the Company	Sub-category of the Company
	Public Company	Company limited by shares	Indian Non-Government company

(v) Whether company is having share capital

☒ Yes ☐ No

(vi) *Whether shares listed on recognized Stock Exchange(s)

☒ Yes ☐ No

(a) Details of stock exchanges where shares are listed

S. No.	Stock Exchange Name	Code
1	Bombay Stock Exchange (BSE)	1
2	National Stock Exchange (NSE)	1,024

(b) CIN of the Registrar and Transfer Agent

U67190MH1999PTC118368

Pre-fill

Name of the Registrar and Transfer Agent

MUFG Intime India Private Limited

Registered office address of the Registrar and Transfer Agents

C-101, 1st Floor, 247 Park, Lal Bahadur Shastri Marg, Vikh
roli (West), NA

(vii) *Financial year From date 01/04/2024 (DD/MM/YYYY) To date 31/03/2025 (DD/MM/YYYY)

(viii) *Whether Annual general meeting (AGM) held ☒ Yes ☐ No

(a) If yes, date of AGM

16/09/2025

(b) Due date of AGM

30/09/2025

(c) Whether any extension for AGM granted

☐ Yes ☒ No

II. PRINCIPAL BUSINESS ACTIVITIES OF THE COMPANY

*Number of business activities

1

S.No	Main Activity group code	Description of Main Activity group	Business Activity Code	Description of Business Activity	% of turnover of the company
1	C	Manufacturing	C1	Food, beverages and tobacco products	100





III. PARTICULARS OF HOLDING, SUBSIDIARY AND ASSOCIATE COMPANIES (INCLUDING JOINT VENTURES)

*No. of Companies for which information is to be given

8

Pre-fill All

S.No	Name of the company	CIN / FCRN	Holding/ Subsidiary/Associate/ Joint Venture	% of shares held
1	Petunt Food Processors Private Limited	U15549KA2017PTC106402	Subsidiary	51.22
2	Vindhyawasini Sales Private Limited	U51909RJ2012PTC096251	Subsidiary	100

3	ARIBA FOODS PRIVATE LIMITED 	U15400MP2012PTC029366	Subsidiary	55
4	BHUJIALALJI PRIVATE LIMITED	U15400RJ2021PTC075127	Associate	49
5	Bikaji Mega Food Park Private Limited 	U45201RJ2012PTC037921	Subsidiary	51
6	Bikaji Foods International USA 		Subsidiary	100
7	BIKAJI BAKES PRIVATE LIMITED 	U46304RJ2024PTC099075	Subsidiary	100
8	BIKAJI FOODS RETAIL LIMITED	U56102RJ2024PLC097268	Subsidiary	100

IV. SHARE CAPITAL, DEBENTURES AND OTHER SECURITIES OF THE COMPANY

(i) * SHARE CAPITAL

(a) Equity share capital

Particulars	Authorised capital	Issued capital	Subscribed capital	Paid up capital
Total number of equity shares	360,000,000	250,592,710	250,592,710	250,592,710
Total amount of equity shares (in Rupees)	360,000,000	250,592,710	250,592,710	250,592,710

Number of classes

1

Class of Shares	Authorised capital	Issued capital	Subscribed capital	Paid up capital
Equity Shares				
Number of equity shares	360,000,000	250,592,710	250,592,710	250,592,710
Nominal value per share (in rupees)	1	1	1	1
Total amount of equity shares (in rupees)	360,000,000	250,592,710	250,592,710	250,592,710

(b) Preference share capital

Particulars	Authorised capital	Issued capital	Subscribed capital	Paid-up capital
Total number of preference shares	0	0	0	0
Total amount of preference shares (in rupees)	0	0	0	0

Number of classes

0

Class of shares	Authorised capital	Issued capital	Subscribed capital	Paid up capital
Number of preference shares				
Nominal value per share (in rupees)				
Total amount of preference shares (in rupees)				

(c) Unclassified share capital

Particulars	Authorised Capital
Total amount of unclassified shares	0

(d) Break-up of paid-up share capital

Class of shares	Number of shares			Total nominal amount	Total Paid-up amount	Total premium
Equity shares	Physical	DEMAT	Total			
At the beginning of the year	2	250,382,178	250382180	250,382,180	250,382,180	
		+		+	+	
Increase during the year	0	210,530	210530	210,530	210,530	93,843,970
i. Public Issues	0	0	0	0	0	0
ii. Rights issue	0	0	0	0	0	0
iii. Bonus issue	0	0	0	0	0	0
iv. Private Placement/ Preferential allotment	0	0	0	0	0	0
v. ESOPs	0	210,530	210530	210,530	210,530	93,843,970
vi. Sweat equity shares allotted	0	0	0	0	0	0
vii. Conversion of Preference share	0	0	0	0	0	0
viii. Conversion of Debentures	0	0	0	0	0	0
ix. GDRs/ADRs	0	0	0	0	0	0
x. Others, specify				0	0	
Not Applicable						
Decrease during the year	0	0	0	0	0	0
i. Buy-back of shares	0	0	0	0	0	0
ii. Shares forfeited	0	0	0	0	0	0
iii. Reduction of share capital	0	0	0	0	0	0

iv. Others, specify						
Not Applicable						
At the end of the year	2	250,592,708	250,592,710	250,592,710	250,592,710	
Preference shares						
At the beginning of the year	0	0	0	0	0	
Increase during the year	0	0	0	0	0	0
i. Issues of shares	0	0	0	0	0	0
ii. Re-issue of forfeited shares	0	0	0	0	0	0
iii. Others, specify				0	0	
Not Applicable						
Decrease during the year	0	0	0	0	0	0
i. Redemption of shares	0	0	0	0	0	0
ii. Shares forfeited	0	0	0	0	0	0
iii. Reduction of share capital	0	0	0	0	0	0
iv. Others, specify				0	0	
Not Applicable						
At the end of the year	0	0	0	0	0	

ISIN of the equity shares of the company

INE00E101023

(ii) Details of stock split/consolidation during the year (for each class of shares)

0

Class of shares		(i)	(ii)	(iii)
Before split / Consolidation	Number of shares			
	Face value per share			
After split / Consolidation	Number of shares			
	Face value per share			

(iii) Details of shares/Debentures Transfers since closure date of last financial year (or in the case of the first return at any time since the incorporation of the company) *

☐ Nil

[Details being provided in a CD/Digital Media]

☐

Yes

☒

No

☐

Not Applicable

Separate sheet attached for details of transfers

☒

Yes

☐

No

Note: In case list of transfer exceeds 10, option for submission as a separate sheet attachment or submission in a CD/Digital Media may be shown.

Date of the previous annual general meeting	<input type="text"/>
---	----------------------

Date of registration of transfer (Date Month Year)	<input type="text"/>
--	----------------------

Type of transfer	<input type="text"/>	1 - Equity, 2- Preference Shares,3 - Debentures, 4 - Stock
------------------	----------------------	--

Number of Shares/ Debentures/ Units Transferred	<input type="text"/>	Amount per Share/ Debenture/Unit (in Rs.)	<input type="text"/>
---	----------------------	---	----------------------

Ledger Folio of Transferor	<input type="text"/>
----------------------------	----------------------

Transferor's Name	<input type="text"/>	<input type="text"/>	<input type="text"/>
-------------------	----------------------	----------------------	----------------------

	Surname	middle name	first name
--	---------	-------------	------------

Ledger Folio of Transferee	<input type="text"/>
----------------------------	----------------------

Transferee's Name	<input type="text"/>	<input type="text"/>	<input type="text"/>
-------------------	----------------------	----------------------	----------------------

	Surname	middle name	first name
--	---------	-------------	------------

Date of registration of transfer (Date Month Year)	<input type="text"/>
--	----------------------

Type of transfer	<input type="text"/>	1 - Equity, 2- Preference Shares,3 - Debentures, 4 - Stock
------------------	----------------------	--

Number of Shares/ Debentures/ Units Transferred	<input type="text"/>	Amount per Share/ Debenture/Unit (in Rs.)	<input type="text"/>
---	----------------------	---	----------------------

Ledger Folio of Transferor <div style="border: 1px solid black; width: 500px; height: 25px; margin-left: 10px;"></div>			
Transferor's Name	<div style="border: 1px solid black; width: 100%; height: 25px;"></div>	<div style="border: 1px solid black; width: 100%; height: 25px;"></div>	<div style="border: 1px solid black; width: 100%; height: 25px;"></div>
	Surname	middle name	first name
Ledger Folio of Transferee <div style="border: 1px solid black; width: 500px; height: 25px; margin-left: 10px;"></div>			
Transferee's Name	<div style="border: 1px solid black; width: 100%; height: 25px;"></div>	<div style="border: 1px solid black; width: 100%; height: 25px;"></div>	<div style="border: 1px solid black; width: 100%; height: 25px;"></div>
	Surname	middle name	first name

(iv) *Debentures (Outstanding as at the end of financial year)

Particulars	Number of units	Nominal value per unit	Total value
Non-convertible debentures	0	0	0
Partly convertible debentures	0	0	0
Fully convertible debentures	0	0	0
Total			0

Details of debentures

Class of debentures	Outstanding as at the beginning of the year	Increase during the year	Decrease during the year	Outstanding as at the end of the year
Non-convertible debentures	0	0	0	0
Partly convertible debentures	0	0	0	0
Fully convertible debentures	0	0	0	0

(v) Securities (other than shares and debentures)

0

Type of Securities	Number of Securities	Nominal Value of each Unit	Total Nominal Value	Paid up Value of each Unit	Total Paid up Value
Total					

V. *Turnover and net worth of the company (as defined in the Companies Act, 2013)

(i) Turnover

25,368,626,000

(ii) Net worth of the Company

14,297,845,000

VI. (a) *SHARE HOLDING PATTERN - Promoters

S. No.	Category	Equity		Preference	
		Number of shares	Percentage	Number of shares	Percentage
1.	Individual/Hindu Undivided Family				
	(i) Indian	184,069,060	73.45	0	
	(ii) Non-resident Indian (NRI)	0	0	0	
	(iii) Foreign national (other than NRI)	0	0	0	
2.	Government				
	(i) Central Government	0	0	0	
	(ii) State Government	0	0	0	
	(iii) Government companies	0	0	0	
3.	Insurance companies	0	0	0	
4.	Banks	0	0	0	
5.	Financial institutions	0	0	0	
6.	Foreign institutional investors	0	0	0	
7.	Mutual funds	0	0	0	
8.	Venture capital	0	0	0	
9.	Body corporate (not mentioned above)	0	0	0	
10.	Others	0	0	0	
	Total	184,069,060	73.45	0	0

Total number of shareholders (promoters)

4

(b) *SHARE HOLDING PATTERN - Public/Other than promoters

S. No.	Category	Equity		Preference	
		Number of shares	Percentage	Number of shares	Percentage

1.	Individual/Hindu Undivided Family				
	(i) Indian	15,611,878	6.23	0	
	(ii) Non-resident Indian (NRI)	435,530	0.17	0	
	(iii) Foreign national (other than NRI)	0	0	0	
2.	Government				
	(i) Central Government	0	0	0	
	(ii) State Government	0	0	0	
	(iii) Government companies	0	0	0	
3.	Insurance companies	6,854,192	2.74	0	
4.	Banks	0	0	0	
5.	Financial institutions	0	0	0	
6.	Foreign institutional investors	18,351,121	7.32	0	
7.	Mutual funds	23,669,895	9.45	0	
8.	Venture capital	0	0	0	
9.	Body corporate (not mentioned above)	1,518,743	0.61	0	
10.	Others Alternate Investment Fund: +	82,291	0.03	0	
	Total	66,523,650	26.55	0	0

Total number of shareholders (other than promoters)

146,089

**Total number of shareholders (Promoters+Public/
Other than promoters)**

146,093

(c) *Details of Foreign institutional investors' (FIIs) holding shares of the company

85

Name of the FII	Address	Date of Incorporation	Country of Incorporation	Number of shares held	% of shares held
UNITED NATIONS FOR +	CITIBANK N.A. CUSTODY SERVICES +			22,086	
MANULIFE GLOBAL FU +	CITIBANK N.A. CUSTODY SERVICES +			420,000	
NORTHERN TRUST CO +	CITIBANK N.A. CUSTODY SERVICES +			6,507	
GOVERNMENT PENSIC +	CITIBANK N.A. CUSTODY SERVICES +			771,146	

Name of the FII	Address	Date of Incorporation	Country of Incorporation	Number of shares held	% of shares held
MORGAN STANLEY AS +	CITIBANK N.A. CUSTODY SERVICES +			1,582	
NORTHERN TRUST CO +	CITIBANK N.A. CUSTODY SERVICES +			48,261	
FIDELITY SALEM STREI +	CITIBANK N.A. CUSTODY SERVICES +			34,343	
ISHARES MSCI EM SMA +	CITIBANK N.A. CUSTODY SERVICES +			15,278	
MORGAN STANLEY IN +	CITIBANK N.A. CUSTODY SERVICES +			491,245	
ISHARES IV PUBLIC LIM +	CITIBANK N.A. CUSTODY SERVICES +			38,048	
ALLIANZ GLOBAL INVI +	CITIBANK N.A. CUSTODY SERVICES +			124,490	
KUWAIT INVESTMENT +	CITIBANK N.A. CUSTODY SERVICES +			1,687,663	
ISHARES MSCI INDIA S +	CITIBANK N.A. CUSTODY SERVICES +			141,769	
SPARTAN GROUP TRU +	CITIBANK N.A. CUSTODY SERVICES +			3,650	
INTERNATIONAL MON +	CITIBANK N.A. CUSTODY SERVICES +			1,458	
MERCER QIF FUND PL +	CITIBANK N.A. CUSTODY SERVICES +			12,951	
ISHARES CORE MSCI E +	CITIBANK N.A. CUSTODY SERVICES +			10,751	
MAKRANA INDIA OPP +	CITIBANK N.A. CUSTODY SERVICES +			27,627	
LEGAL & GENERAL EM +	CITIBANK N.A. CUSTODY SERVICES +			15,561	
NOMURA FUNDS IREL +	HSBC SECURITIES SERVICES 11TH F +			1,502,576	
HSBC GLOBAL INVEST +	HSBC SECURITIES SERVICES 11TH F +			349,547	
AHAM SELECT ASIA (E +	HSBC SECURITIES SERVICES 11TH F +			60,000	
VANGUARD INVESTME +	HSBC SECURITIES SERVICES 11TH F +			7,683	
VANGUARD FUNDS PL +	HSBC SECURITIES SERVICES 11TH F +			344	
HSBC ETFS PLC - HSBC +	HSBC SECURITIES SERVICES 11TH F +			1,930	

VII. *NUMBER OF PROMOTERS, MEMBERS, DEBENTURE HOLDERS
(Details, Promoters, Members (other than promoters), Debenture holders)

Details	At the beginning of the year	At the end of the year
Promoters	4	4
Members (other than promoters)	86,680	146,089
Debenture holders	0	0

VIII. DETAILS OF DIRECTORS AND KEY MANAGERIAL PERSONNEL

(A) *Composition of Board of Directors

Category	Number of directors at the beginning of the year		Number of directors at the end of the year		Percentage of shares held by directors as at the end of year	
	Executive	Non-executive	Executive	Non-executive	Executive	Non-executive
A. Promoter	2	0	2	0	49.03	0
B. Non-Promoter	1	6	1	6	0	0
(i) Non-Independent	1	1	1	1	0	0
(ii) Independent	0	5	0	5	0	0
C. Nominee Directors representing	0	0	0	0	0	0
(i) Banks & FIs	0	0	0	0	0	0
(ii) Investing institutions	0	0	0	0	0	0
(iii) Government	0	0	0	0	0	0
(iv) Small share holders	0	0	0	0	0	0
(v) Others	0	0	0	0	0	0
Total	3	6	3	6	49.03	0

Number of Directors and Key managerial personnel (who is not director) as on the financial year end date

11

(B) (i) *Details of directors and Key managerial personnel as on the closure of financial year

Name	DIN/PAN	Designation	Number of equity share(s) held	Date of cessation (after closure of financial year : If any)
SHIV RATAN AGARWAL	00192929	Whole-time director	85,743,200	

Name	DIN/PAN	Designation	Number of equity share(s) held	Date of cessation (after closure of financial year : If any)
DEEPAK AGARWAL	00192890	Managing Director	37,105,880	
SHWETA AGARWAL	00619052	Whole-time director	0	
SACHIN KUMAR BHAI	02122147	Director	0	
RICHA MANOJ GOYA	00159889	Director	0	
SIRAJ AZMAT CHAUD	00161853	Director	0	
SUNIL SETHI	08259108	Director	0	
PULKIT ANILKUMAR B	07685824	Director	0	
NIKHIL KISHORCHAN	05014606	Director	0	
RAHUL JOSHI	AQTPJ4523G	Company Secretar	2,400	
RISHABH NARENDRA	AEAPJ1574L	CFO	6,600	

(ii) Particulars of change in director(s) and Key managerial personnel during the year

0

Name	DIN/PAN	Designation at the beginning / during the financial year	Date of appointment/ change in designation/ cessation	Nature of change (Appointment/ Change in designation/ Cessation)

IX. MEETINGS OF MEMBERS/CLASS OF MEMBERS/BOARD/COMMITTEES OF THE BOARD OF DIRECTORS

A. MEMBERS/CLASS /REQUISITIONED/NCLT/COURT CONVENED MEETINGS

Number of meetings held

1

Type of meeting	Date of meeting	Total Number of Members entitled to attend meeting	Attendance	
			Number of members attended	% of total shareholding
Annual General Meeting	25/09/2024	108,272	68	60.15

B. BOARD MEETINGS

*Number of meetings held

5

S. No.	Date of meeting	Total Number of directors associated as on the date of meeting	Attendance	
			Number of directors attended	% of attendance

S. No.	Date of meeting	Total Number of directors associated as on the date of meeting	Attendance	
			Number of directors attended	% of attendance
1	23/05/2024	9	8	88.89
2	24/07/2024	9	7	77.78
3	23/08/2024	9	8	88.89
4	24/10/2024	9	8	88.89
5	06/02/2025	9	9	100

C. COMMITTEE MEETINGS

Number of meetings held

16

S. No.	Type of meeting	Date of meeting	Total Number of Members as on the date of the meeting	Attendance	
				Number of members attended	% of attendance
1	Audit Committee	23/05/2024	6	5	83.33
2	Audit Committee	24/07/2024	6	4	66.67
3	Audit Committee	23/08/2024	6	5	83.33
4	Audit Committee	24/10/2024	6	5	83.33
5	Audit Committee	06/02/2025	6	6	100
6	Nomination and Remuneration	23/05/2024	6	5	83.33
7	Nomination and Remuneration	24/07/2024	6	4	66.67
8	Stakeholders Forum	23/05/2024	5	5	100
9	Stakeholders Forum	24/07/2024	5	5	100
10	Stakeholders Forum	24/10/2024	5	5	100

D. *ATTENDANCE OF DIRECTORS

S. No.	Name of the director	Board Meetings			Committee Meetings			Whether attended AGM held on
		Number of Meetings which director was entitled to attend	Number of Meetings attended	% of attendance	Number of Meetings which director was entitled to attend	Number of Meetings attended	% of attendance	16/09/2025
								(Y/N/NA)
1	SHIV RATAN	5	5	100	0	0	0	

2	DEEPAK AGA	5	5	100	9	9	100	
3	SHWETA AGA	5	5	100	0	0	0	
4	SACHIN KUM	5	3	60	11	8	72.73	
5	RICHA MANO	5	5	100	15	15	100	
6	SIRAJ AZMAT	5	5	100	15	15	100	
7	SUNIL SETHI	5	5	100	15	15	100	
8	PULKIT ANILK	5	5	100	15	15	100	
9	NIKHIL KISHC	5	2	40	7	2	28.57	

X. *REMUNERATION OF DIRECTORS AND KEY MANAGERIAL PERSONNEL

☐ Nil

Number of Managing Director, Whole-time Directors and/or Manager whose remuneration details to be entered

3

S. No.	Name	Designation	Gross Salary	Commission	Stock Option/ Sweat equity	Others	Total Amount
1	SHIV RATAN AGARWAL	Chairman and W	59,310,000	0	0	0	59,310,000
2	DEEPAK AGARWAL	Managing Direct	64,620,000	0	0	0	64,620,000
3	SHWETA AGARWAL	Wholetime Direc	21,540,000	0	0	0	21,540,000
	Total		145,470,000	0	0	0	145,470,000

Number of CEO, CFO and Company secretary whose remuneration details to be entered

2

S. No.	Name	Designation	Gross Salary	Commission	Stock Option/ Sweat equity	Others	Total Amount
1	RISHABH NARENDRA	CHIEF FINANCIAL	5,661,181		2,456,940		8,118,121
2	RAHUL JOSHI	COMPANY SECRETARY	2,902,074		1,052,974		3,955,048
	Total		8,563,255	0	3,509,914	0	12,073,169

Number of other directors whose remuneration details to be entered

5

S. No.	Name	Designation	Gross Salary	Commission	Stock Option/ Sweat equity	Others	Total Amount
1	SIRAJ AZMAT CHAUDHARY	INDEPENDENT	0	1,315,000	0	1,185,000	2,500,000
2	PULKIT ANILKUMAR	INDEPENDENT	0	0	0	1,185,000	1,185,000
3	RICHA MANOJ GO	INDEPENDENT	0	0	0	1,185,000	1,185,000

S. No.	Name	Designation	Gross Salary	Commission	Stock Option/ Sweat equity	Others	Total Amount
4	NIKHIL KISHORCH	INDEPENDENT	0	0	0	330,000	330,000
5	SUNIL SETHI	INDEPENDENT	0	1,315,000	0	1,185,000	2,500,000
	Total		0	2,630,000	0	5,070,000	7,700,000

XI. MATTERS RELATED TO CERTIFICATION OF COMPLIANCES AND DISCLOSURES

* A. Whether the company has made compliances and disclosures in respect of applicable provisions of the Companies Act, 2013 during the year ☒ Yes ☐ No

B. If No, give reasons/observations

XII. PENALTY AND PUNISHMENT - DETAILS THEREOF

(A) DETAILS OF PENALTIES / PUNISHMENT IMPOSED ON COMPANY/DIRECTORS /OFFICERS ☒ Nil

Name of the company/ directors/ officers	Name of the court/ concerned Authority	Date of Order	Name of the Act and section under which penalised / punished	Details of penalty/ punishment	Details of appeal (if any) including present status

(B) DETAILS OF COMPOUNDING OF OFFENCES ☒ Nil

Name of the company/ directors/ officers	Name of the court/ concerned Authority	Date of Order	Name of the Act and section under which offence committed	Particulars of offence	Amount of compounding (in Rupees)

XIII. Whether complete list of shareholders, debenture holders has been enclosed as an attachment

☐ Yes ☒ No

(In case of 'No', submit the details separately through the method specified in instruction kit)

XIV. COMPLIANCE OF SUB-SECTION (2) OF SECTION 92, IN CASE OF LISTED COMPANIES

In case of a listed company or a company having paid up share capital of Ten Crore rupees or more or turnover of Fifty Crore rupees or more, details of company secretary in whole time practice certifying the annual return in Form MGT-8.

Name

SANJAY KUMAR JOSHI

Whether associate or fellow

☐ Associate ☒ Fellow

Certificate of practice number

7342

I/We certify that:

(a) The return states the facts, as they stood on the date of the closure of the financial year aforesaid correctly and adequately.

(b) Unless otherwise expressly stated to the contrary elsewhere in this Return, the Company has complied with all the provisions of the Act during the financial year.

Declaration

I am Authorised by the Board of Directors of the company vide resolution no. ... dated

(DD/MM/YYYY) to sign this form and declare that all the requirements of the Companies Act, 2013 and the rules made thereunder in respect of the subject matter of this form and matters incidental thereto have been complied with. I further declare that:

1. Whatever is stated in this form and in the attachments thereto is true, correct and complete and no information material to the subject matter of this form has been suppressed or concealed and is as per the original records maintained by the company.
2. All the required attachments have been completely and legibly attached to this form.

Note: Attention is also drawn to the provisions of Section 447, section 448 and 449 of the Companies Act, 2013 which provide for punishment for fraud, punishment for false statement and punishment for false evidence respectively.

To be digitally signed by

Director

DIN of the director

To be digitally signed by☒ Company Secretary☐ Company secretary in practice

Membership number

Certificate of practice number

Attachments

1. List of share holders, debenture holders
2. Approval letter for extension of AGM;
3. Copy of MGT-8;
4. Optional Attachment(s), if any

List of attachments

This eForm has been taken on file maintained by the Registrar of Companies through electronic mode and on the basis of statement of correctness given by the company

